

Technical data MAPLAN MTF/MBF vertical C-frame series

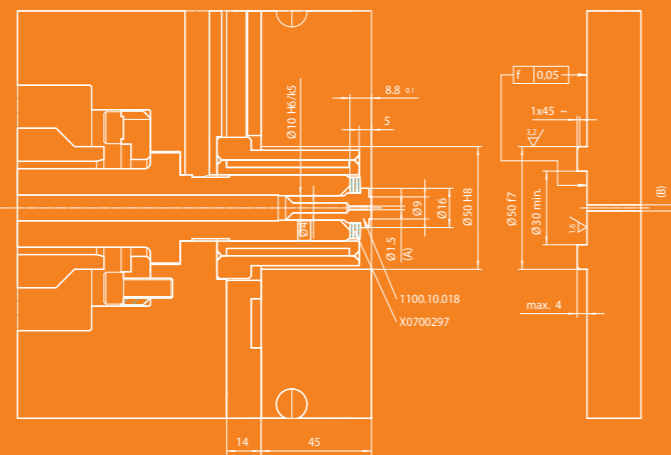
Standard Design

- Microprocessor control PC50touch
- Control pump with proportional pressure- and quantity control
- Electronic measuring system for ejector on injection and clamp side
- Cooling device (thermal oil) for plasticising cylinder and injection pot, incl. temperature regulation
- Certified dosing accuracy
- 2-hand operation
- Cooled nozzle

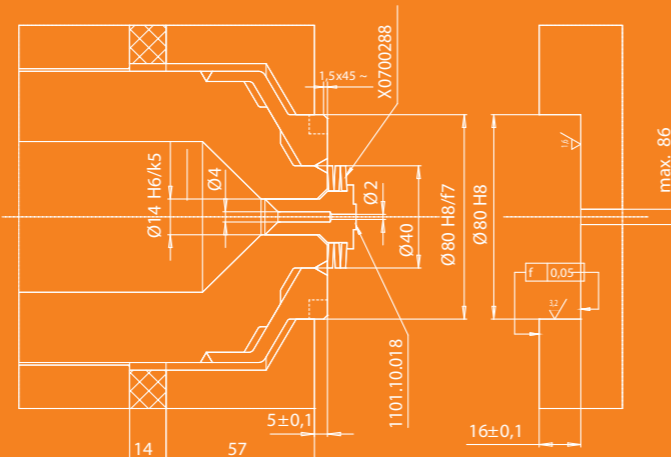
Options

- Hydraulic ejector on the top and/or bottom
- Pneumatic safety gate on three sides
- Tempering unit (water or oil) for plasticising cylinder and injection pot, incl. temperature control
- Vacuum pump
- Electric oil temperature monitoring
- Electric oil level monitoring
- Electric oil filter monitoring
- Electric dynamic pressure
- Heater current monitoring
- Automatic strip intake device
- Strip intake control
- Additional mould heating
- Enlarged heating plates
- Customer-specific special solutions
- Levelling feet
- Fast hydraulics (from 27 t)
- Alternative injection volumes

Other options on request



Long nozzle



Short nozzle

© MAPLAN 09/2012 | We reserve the right to technical modifications



Machine type	MTF/MBF50/15C		MTF/MBF100/27C		MTF/MBF100/40C		MTF/MBF100/80C		MTF/MBF400/100C		
Clamping unit											
Opening stroke	mm	250	275	275	275	275	290	290	290	290	
Daylight	mm	350	350	350	350	350	410	410	410	410	
Clamping force	kN	136	266	266	401	401	817	817	1034	1034	
Min mould height	mm	100	75	75	75	75	120	120	120	120	
Heating plates, standard (w x d)	mm	255 x 255	255 x 255	255 x 255	255 x 255	255 x 255	500 x 400	500 x 400	630 x 400	630 x 400	
Injection unit											
Injection pressure bar	bar	1500	2000	1500	2000	1500	2000	1500	2000	1500	2000
Injection volume standard	cm ³	50			100		100		100		400
Injection volumes alternativ ¹⁾	cm ³		100	130		130		130	200	530	
				250	200	250	200	530	400	130	200
Machine weight approx.	kg	1200		1450		1600		4500		5800	
Floor space required	m ²	1,2		1,3		1,3		2,4		4	

¹⁾ Further injection volumes on request



rubber injection technology

**MAPLAN C-FRAME
VERTICAL MACHINE SERIES**
THE RELIABLE COMPACT TIE-BAR-LESS
SMALL MACHINE IN C-FRAME DESIGN FOR
SMALL BATCH PRODUCTION AND
CORNER VULCANISATION




Machine pictured may include equipment sold as options.

MTF/MBF C-frame

The MAPLAN C-frame injection moulding machine is available in designs that clamp from above or from below! It is freely accessible from three sides, and therefore very suited for corner-vulcanisation



Product range
Production of corner joints of rubber profiles and tubes as well as small rubber mould parts with a dosage volume of up to 530 cm³.



Technology
Most modern FEM calculations helped optimise the machine's base frame to achieve max. rigidity and thus minimum bending.



Customised
Individual customisation of heating plate sizes, lifting devices, adaptable accessibility and a flexible safety concept, the machine can be specified for various production requirements.



Control technology
The PC50touch control with intuitive touchscreen operation opens new dimensions for the optimisation of the injection moulding process.

The MAPLAN FIFO rubber injection unit

- FIFO injection unit concept
- Short nozzle for maximum injection pressure directly at the mould
- Cooled nozzle – nozzle retraction not necessary
- Simple change of material through retractable plasticising unit
- Oil temperature control for plasticising unit, injection pot and nozzle

